

Overpressure Protector, Adjustable Model 910.13, Brass or Stainless Steel

WIKA Data Sheet AC 09.04

Applications

- Adjustable overpressure protectors are intended to protect pressure gauges against the effect of pressures exceeding their maximum pressure rating
- Stainless steel version for corrosive pressure media, even in corrosive ambience
- Process industry: mechanical engineering and plant construction, chemical/petro-chemical, power stations, mining, on- and offshore, environmental technology

Special Features

- Design with pressure connection form A resp. form B
- 7 different setting ranges selectable
- Nominal pressure up to 600 bar
- Overpressure safe up to 1000 bar
- Vacuum safe

Description

The overpressure protector consists of a spring loaded piston valve. Under normal pressure conditions the spring holds the valve open. When the system pressure exceeds the set pressure, the force exerted by the spring is overcome and the valve closes. The valve will remain closed until the system pressure drops approx. 25 % below the closing pressure, where-upon the force of the spring will open the valve.

Factory setting see table page 2.


To change setting:

Turn adjusting screw clockwise ⇒ closing pressure higher
(or anticlockwise ⇒ closing pressure lower)

Overpressure protectors must not be used as control devices!

Settings with factory mounting

The protector is set to 1.1 x maximum scale value when ordered together with a pressure gauge.



Overpressure protector, adjustable
Form A, union nut/male G ½

Standard features

Pressure connection

Form A: G ½ male / female
Form B: ½ NPT male / female
(see dimensions page 2)

Body

Material brass (with union nut from steel, rust-protected) or stainless steel (with union nut from stainless steel 1.4571) selectable

O-Ring

FPM

Pressure resistance

Body	Nominal pressure bar	Overpressure safety bar
Brass	PN 400	600
1.4571	PN 600	1000



Operating Temperature

+80 °C maximum

Optional extras

- Other connection thread on request
- Higher operating temperature up to +130 °C (setting range from 2 ... 6 bar)
- DVGW - Certificate (form A only)
- Inspection certificate per EN 10 204 / DIN 55 350 - 18
- Degreased for oxygen, see footnotes in table below
- Monel version
- Version according to NACE

Selectable standard versions

Design	Material	Product no.						
Setting range in bar		0.4 ... 2.5	2 ... 6	5 ... 25	20 ... 60	50 ... 250	240 ... 400	400 ... 600
Factory setting in bar		1.45	4	15	40	150	320	500
Form A 	Ms	9091645	9091653	9091661	9091670	9091688	9091696	–
	1.4571	9091513	9091521	9091530	9091548	9091556	9091564	2491546
	1.4571 OEF	9091335 ¹⁾	9091343 ¹⁾	9091351 ¹⁾	9091378 ²⁾	9091386 ³⁾	–	–
Form B 	1.4571	9091963	9091971	9091980	0690600	0690619	1615130	–

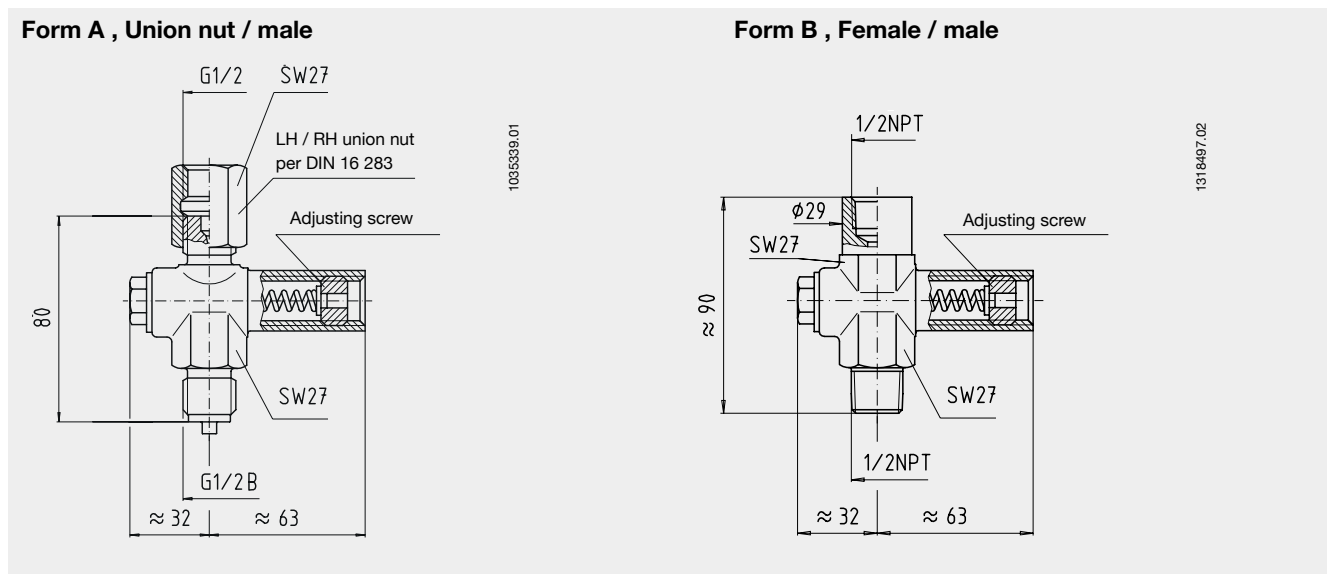
OEF degreased

1) degreased, approved for oxygen service, only up to 60 °C maximum

2) degreased, approved for oxygen service, only up to 60 °C maximum; adjustable range 20 ... 49 bar only

3) degreased, but not for oxygen service

Dimensions in mm



Ordering information

To order the described products the 7 - digit product number is sufficient. Optional extras required.

Modifications may take place and materials specified may be replaced by others without prior notice. Specifications and dimensions given in this leaflet represent the state of engineering at the time of printing.

